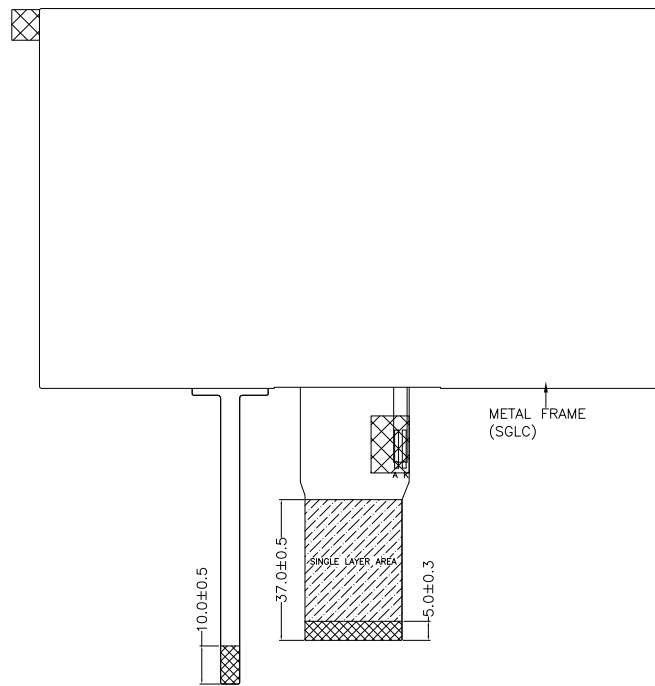
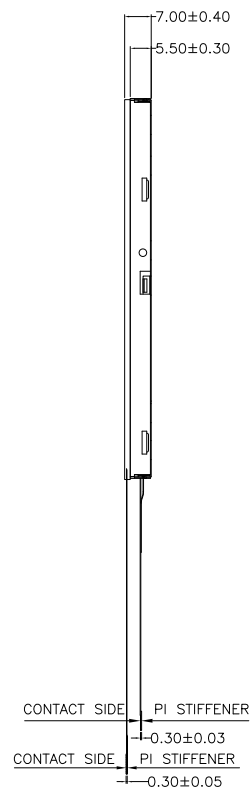
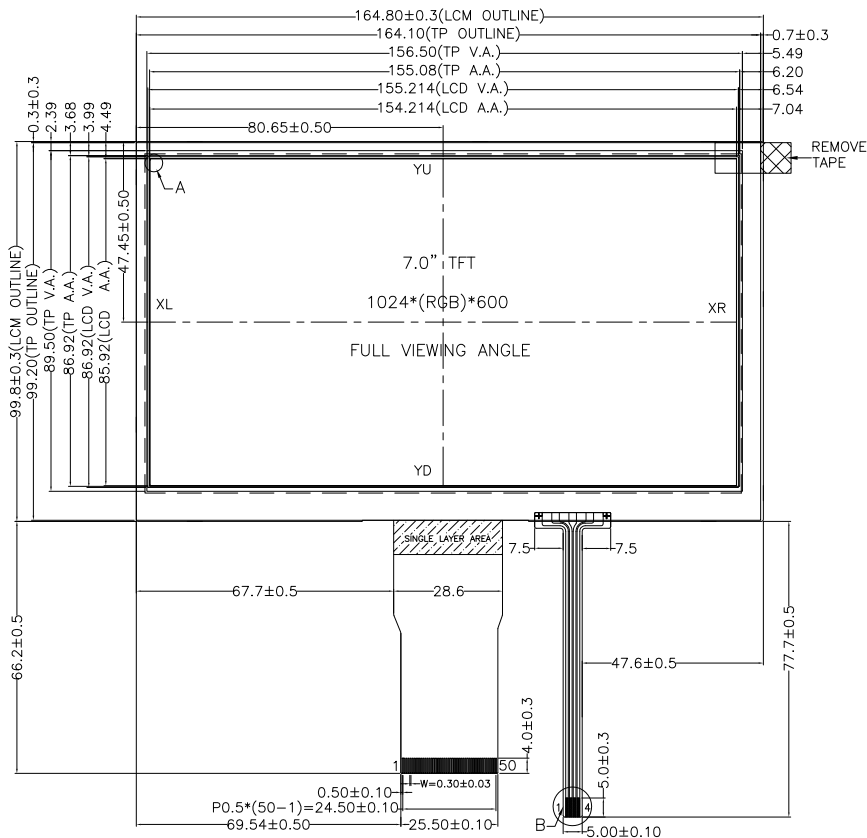


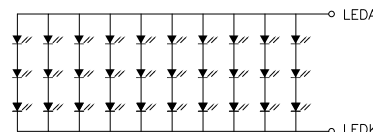
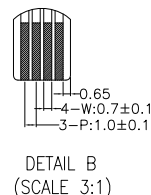
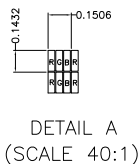
NO MECHANICAL HOUSING TO HOLD THE TFT AND THE TOUCH PANEL ON THIS PRODUCT, SO THE END UNIT'S MECHANICAL DESIGN MUST INCLUDE A HOUSING FOR PREVENTING THE SEPARATION OF THE TFT AND THE TOUCH PANEL.



PIN ASSIGNMENT FOR RTP		PIN ASSIGNMENT FOR LCM	
PIN	SYMBOL	PIN	SYMBOL
1	YU	1	LED_A
2	XL	2	LED_A
3	YD	3	LED_K
4	XR	4	LED_K
		5	GND
		6	VCOM
		7	DVDD
		8	MODE
		9	DE
		10	VS
		11	HS
		12	B7
		13	B6
		14	B5
		15	B4
		16	B3
		17	B2
		18	B1
		19	B0
		20	G7
		21	G6
		22	G5
		23	G4
		24	G3
		25	G2
		26	G1
		27	G0
		28	R7
		29	R6
		30	R5
		31	R4
		32	R3
		33	R2
		34	R1
		35	R0
		36	GND
		37	DCLK
		38	GND
		39	L/R
		40	U/D
		41	VGH
		42	VGL
		43	AVDD
		44	RESET
		45	NC
		46	VCOM
		47	DITHB
		48	GND
		49	NC
		50	NC

NOTES:

1. DISPLAY TYPE: TFT, TRANSMISSIVE, NORMALLY BLACK
2. OPERATING VOLTAGE: DVDD=3.3V (TYP.)
3. VIEWING DIRECTION: FULL VIEWING ANGLE
4. DRIVER IC: HX8282A01+HX8696A
5. OPERATING TEMP.: -20°C ~ 70°C
6. STORAGE TEMP.: -30°C ~ 80°C
7. LED BACKLIGHT: WHITE LED, IF=200mA, VF=8.4V~10.2V
8. SURFACE LUMINANCE: 480CD/M<sup>2</sup> (TYP.)
9. TOP POLARIZER SURFACE TREATMENT: ANTI-GLARE
10. ONLY THE SINGLE LAYER AREA ON FPC IS BENDABLE AND THE MINIMUM BEND RADIUS IS 1.5MM
11. GENERAL TOLERANCE: ±0.3MM
12. ROHS COMPLIANT



BACKLIGHT CIRCUIT DIAGRAM



MULTI-INNO TECHNOLOGY CO., LTD.

DRAWN BY:	RITA	2023.05.23		MODULE P/N:
CHECKED BY:			SCALE : 1/1	MI0700CHT-1RP
APPROVED BY:			UNIT: mm	DESCRIPTION:
VERSION NO:	01		SHEET NO.: 1/1	TFT + RTP MODULE

01	FIRST ISSUE	RITA	2023.05.23
VER.	REVISED DESCRIPTION	REVISER	DATE